



Australian Government

Department of Health, Disability and Ageing

NDIS Evidence Advisory Committee Consultation

People who use psychiatric assistance
dogs

Part 2





Australian Government

**Department of Health,
Disability and Ageing**

The Australian Government Department of Health Disability and Ageing wrote this.

We say **DHDA** for short.

When you see the word **we** it means DHDA.



We wrote this in an easy to read way.

We use pictures to explain some ideas.

Bold

Not bold

We have some words in **bold**.

This means the letters are thicker and darker.

These are important words.



This is an Easy Read summary of an online **survey**.

Surveys have questions about your ideas.



We can answer any questions by email.

Email us disabilityevidence@health.gov.au



You can ask for help to read this document.

You can ask

- A friend
- Family members
- A support person.



We recognise Aboriginal and Torres Strait Islander people as the **Traditional Owners** of the land we live on.



They were the **first people** to live on and use the

- Land
- Waters.

Contents

Who is this survey for	5
What to do	8
Question 1	10
Question 2	11
Question 3	14
Question 4	17
Question 5	21
Question 6	24

Who is this survey for



We made a **survey**.




This survey is **only** for people who

- Have a **psychosocial disability**

This is when some people have a disability because of their mental health.

This includes people who have **post traumatic stress disorder**.


We call it **PTSD** for short.



- Use a **psychiatric** assistance dog.

Psychiatric means

- Mental health
- How we look after mental health.



We have other surveys for people who

- Had a psychiatric assistance dog but do **not** use it any more




- Use something else



- Family or carers of people who have a psychosocial disability


Who use a psychiatric assistance dog.



You can look at the other surveys on our website.

consultations.health.gov.au/evidence-advisory-committee-eac/september2025

It is in Easy Read.



We have **2 parts** to this survey.



You need to do **part 1** first.

This is **part 2**.



You need to send both parts back to us by email.

You need to send it back before

11.59 at night

Sunday 9 November 2025.


What to do



You need to download both parts of the survey.

You can

- Write your answers



- Type your answers.




You need to send your answers back to us by email.

disabilityevidence@health.gov.au




Each part will have some

- Information
- Questions.



There are no right or wrong answers.


Do your best.



You can choose what questions to answer.

You do **not** have to answer them all.

Question 1



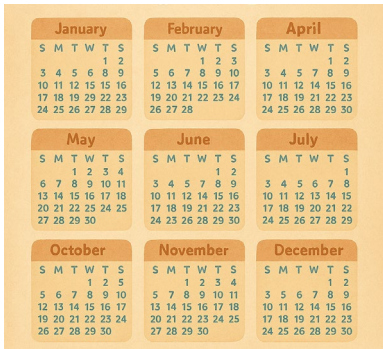
Question 1

How long have you been using a psychiatric assistance dog.

Please tick 1 box.



- Less than 3 months



- 3 months to a year



- More than 1 year.

Question 2



Do you think you will keep using a psychiatric assistance dog.

Why.



You could tell us

- How well it works for you




- Other supports you have tried



- How much it costs




- If you can get the support



- How long before your psychiatric assistance dog **retires**.


Retires means finish working.



Please tick 1 box.




- I plan to keep using a psychiatric assistance dog



- I do **not** plan to keep using a psychiatric assistance dog




- I am not sure if I will keep using a psychiatric assistance dog.




Please write why in the box.


Question 3



How often do you use your psychiatric assistance dog for support.



We think people would use their psychiatric assistance dog every day.



You could tell us about

- Where your psychiatric assistance dog supports you


Like

- At home
- In public



- If your psychiatric assistance dog is always with you

You can tell us about the times they are **not** with you.



- When is your psychiatric assistance dog **not** working

Like if they




- Have a break
- Sleep.




Please write your answer in the box

Question 4



Who gave you your psychiatric assistance dog.

- A service provider like a trainer



- I did

I bought the assistance animal.



Please write your answer in the box.




Who helps you use your psychiatric assistance dog.

Please tick all the boxes that fit



- I look after the psychiatric assistance dog myself



- A therapist or **allied health** worker

Allied health support people with their health.

They can be people like **occupational therapists**.


We call them **OT** for short.



- Someone you pay to support you like a
- Carer
- Support worker



- Friend
- Family



- I do **not** know



- Someone else.

Please write who in the box

Question 5



Have you had any

- Problems
- Safety issues

Using your psychiatric assistance dog.



They could be things that lasted for

- A short time




- A long time



Please tick 1 box.

No

I have not had any problems or safety issues.



Yes

I have had problems or safety issues

Please write what they are in the box.



If this question has made you feel

- Upset
- Worried

We have a list of people you can talk to.



consultations.health.gov.au/evidence-advisory-committee-eac/september2025/supporting_documents/help-and-support-easy-readpdf


It is in Easy Read.




If you have

- Pain
- Problems that do **not** go away
- You need to get medical advice.

Question 6



Is there anything else we need to know about psychiatric assistance dogs for people with psychosocial disabilities.



This could be things like

- Being able to get a psychiatric assistance dog



- Other supports you could use




- Using other services like **allied health**


Allied health support people with their health.

They can be people like **occupational therapists**.

We call them **OT** for short.




- How much it costs to have a psychiatric assistance dog



- Where you use your psychiatric assistance dog

Like

- In public
- At home.



- How your psychiatric assistance dog fits with your other supports



- Being able to look after your psychiatric assistance dog



- Your age



- Your **gender**

People say what gender they are.

They might be

- A man
- A woman
- A different gender
- No gender.



- Your **ethnicity**

Ethnicity is a group of people who shares

- Culture
- Language
- History.



- Who you live with



- Where you live

Like

- In the city
- A remote area.




You can share anything you think will help us understand how you use your psychiatric assistance dog.

Please write your answer in the box.



Thank you for doing our survey.




If you printed out the survey you need to

1. Scan it into your computer



2. Send it to us by email.

disabilityevidence@health.gov.au



If you wrote your answers on the computer
you need to

1. Send it to us by email.



You need to send your answers back to us
before

11.59 at night

Sunday 9 November 2025.

Images in this Easy Read must **not** be used or copied without permission